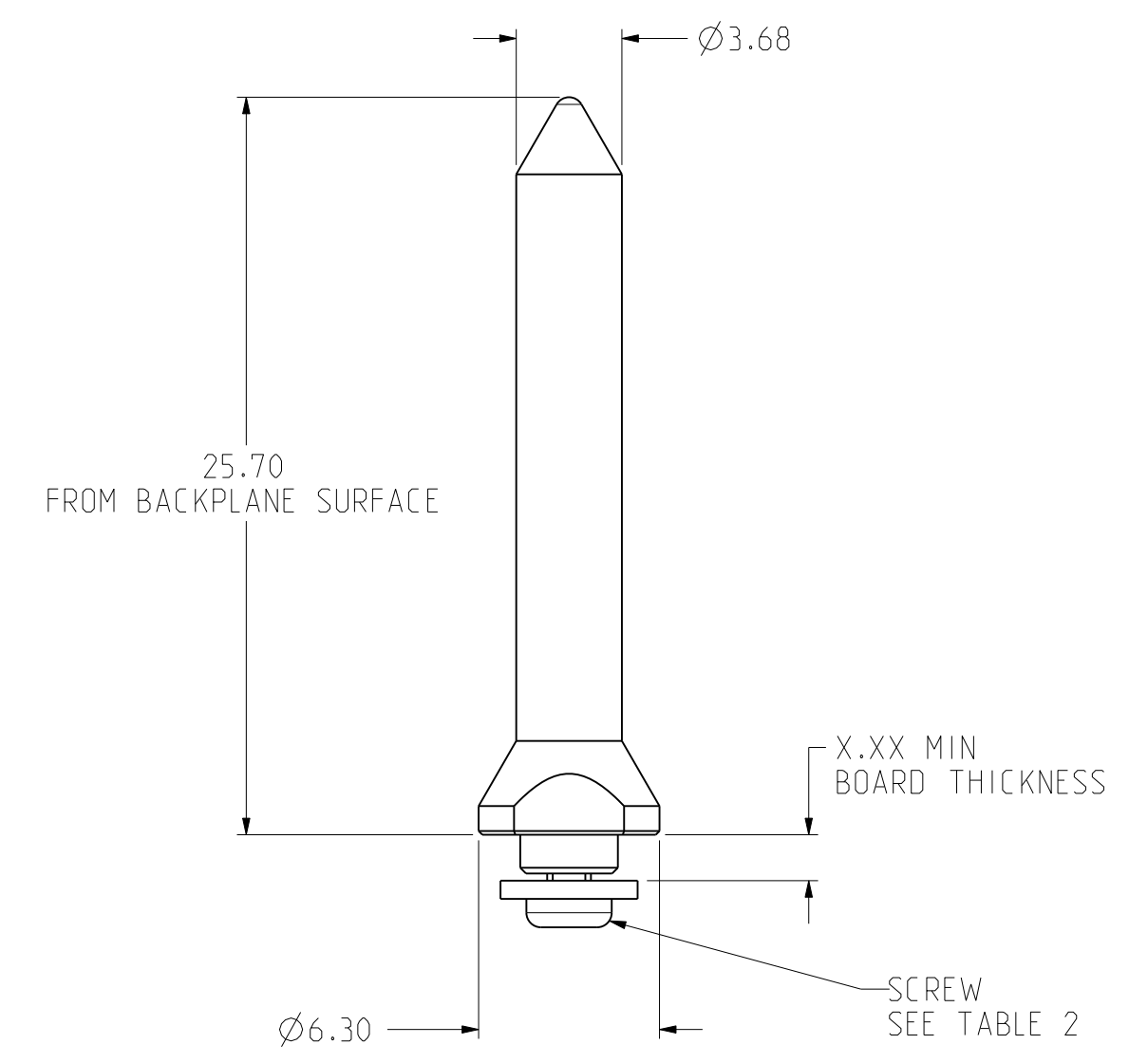
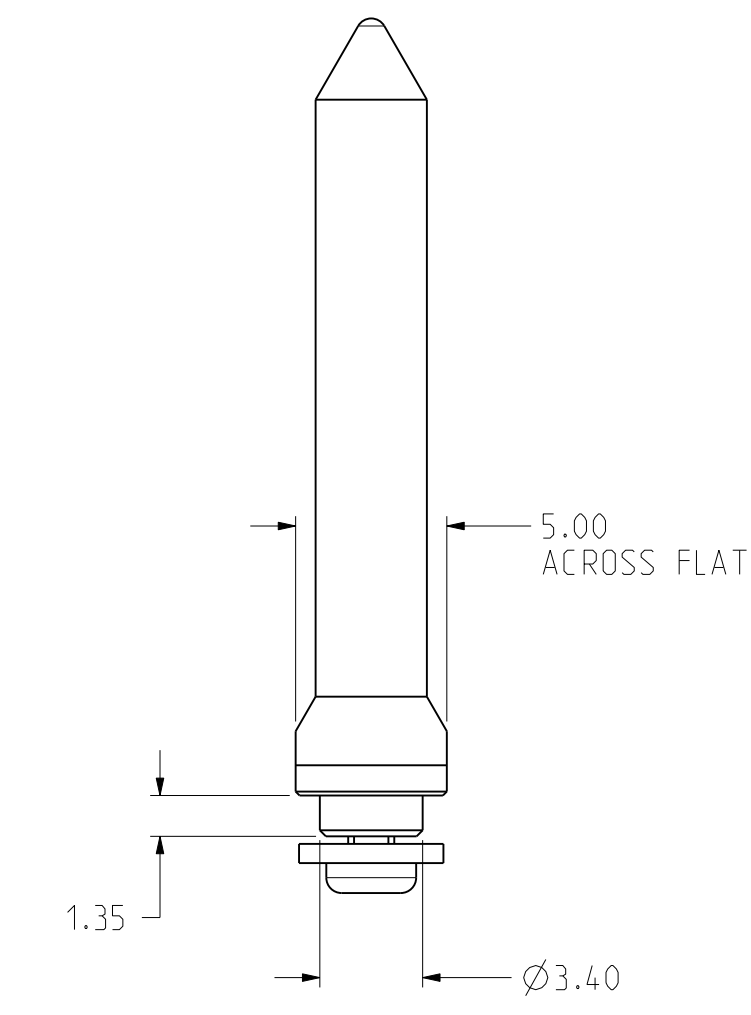
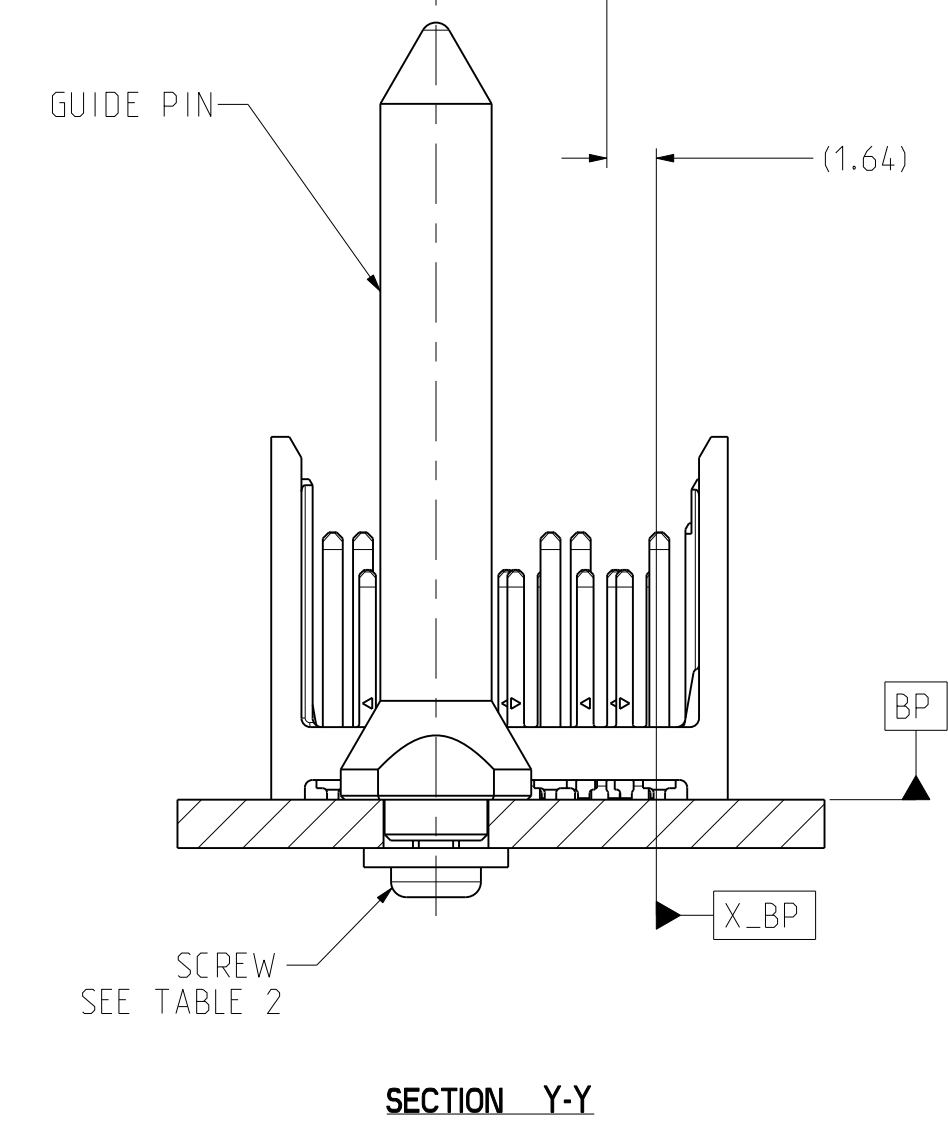
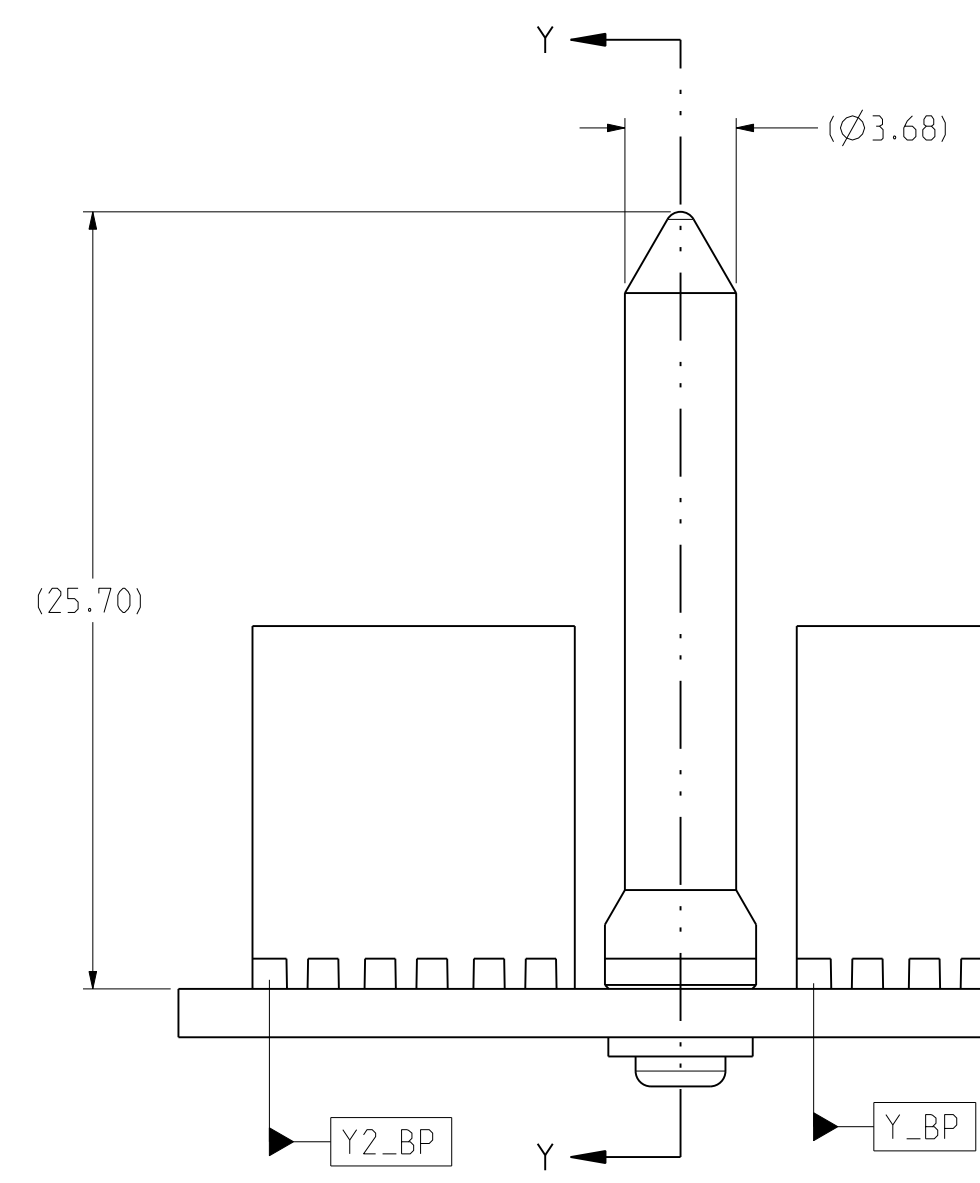
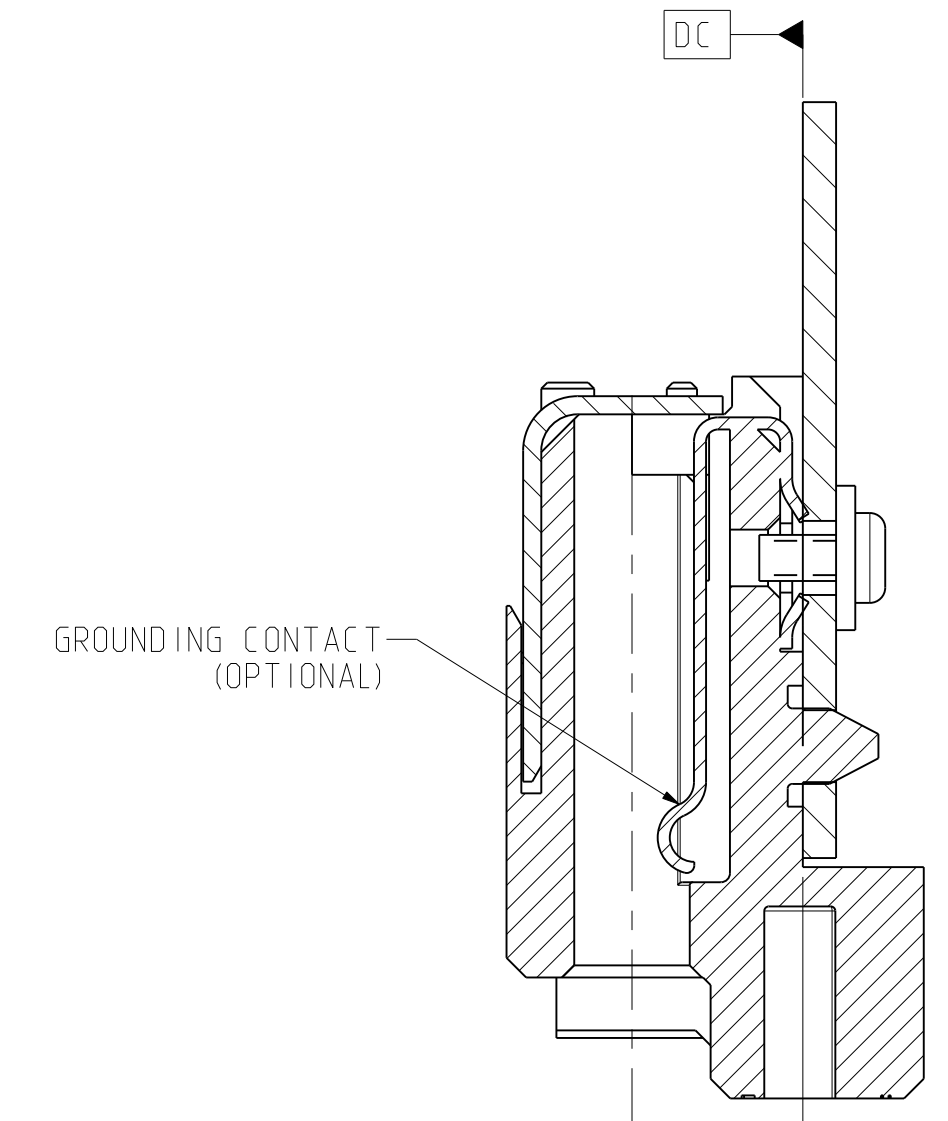
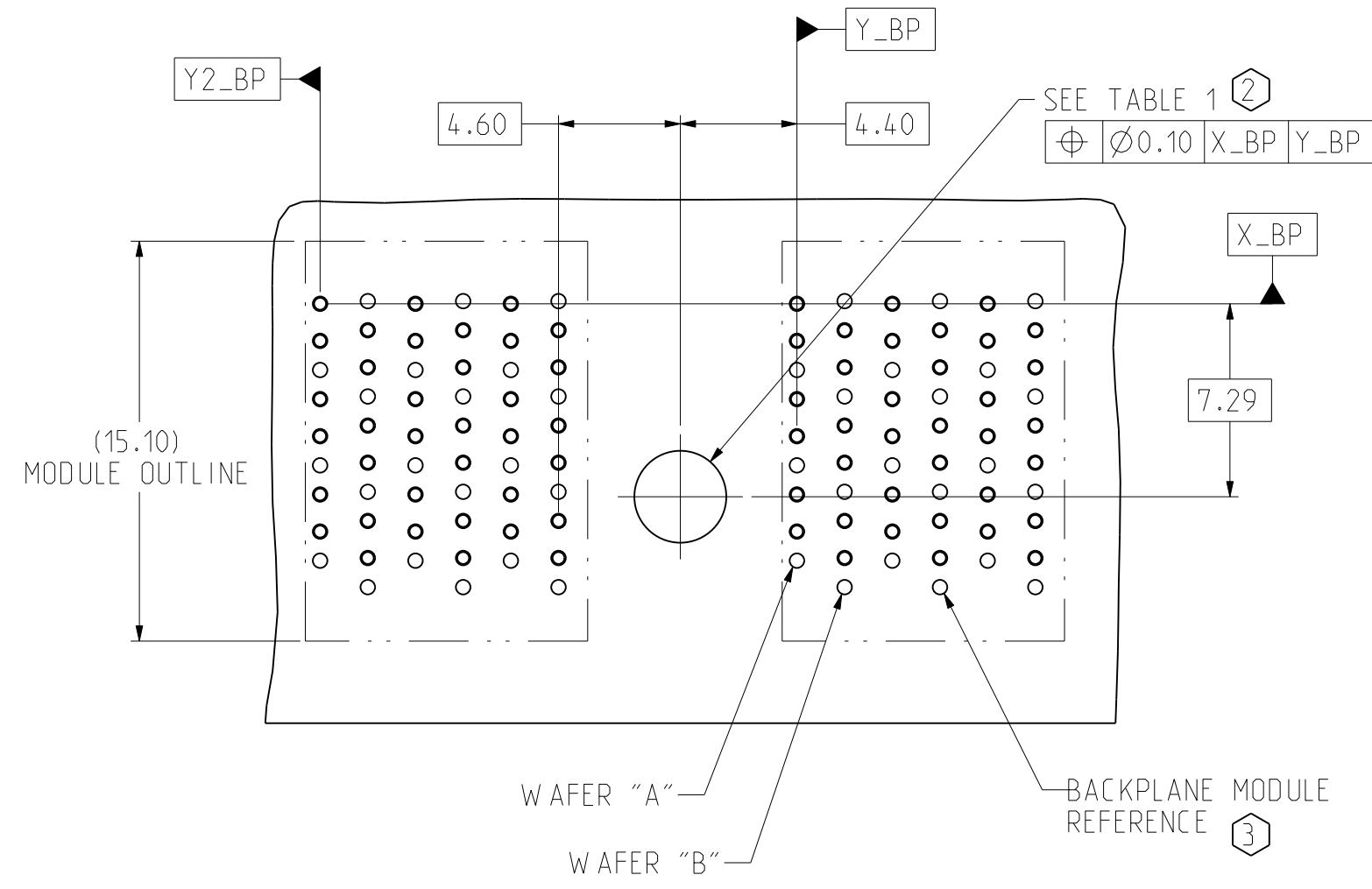


ZONE	REV	SCR NUMBER	DESCRIPTION	BY	DATE	APPROVED
ALL	A	MHAN-9AKH4Y.VER01	NEW RELEASE	HCL-AK	08/20/2013	M.HANRAHAN
SHT1 A5 SHT1 B3	B	BW AG-9WE8HM.VER01	UPDATED TABLE 1 DIM 1.35 AND Ø3.40 ADDED.	HCL-NN	05/14/2015	B.W ANG
SHT1 B2	C	BW AG-A2S46S.VER02	ADDED DIAMETER Ø6.30 OF BASE	HCL-RP	09/28/2015	B.W ANG



	UNGROUNDED	GROUNDED ²
FHS	Ø3.42 - Ø3.52	Ø3.42 - Ø3.52
PAD	N/A	Ø6.5
PLATED	NO	YES
DRILL (mm)	3.47 mm	3.56 mm
DRILL (in)	0.1366"	0.140"

SCREW P/N	DESCRIPTION	BOARD THICKNESS
577-0014-000	#2-56 X 0.375" LG. PHILIPS PANHEAD W/SQ CONICAL WASHER	1.60 - 5.00 mm
577-0015-000	#2-56 X 0.5" LG. PHILIPS PANHEAD W/SQ CONICAL WASHER	5.00 - 8.00 mm
577-0016-000	#2-56 X 0.625" LG. PHILIPS PANHEAD W/SQ CONICAL WASHER	8.00 - 10.00 mm

NOTES:
 1. REFER TO TB-2235 FOR XcEde HD PRODUCT SPECIFICATIONS.
 2. PLATED THROUGH HOLE TO CONNECT TO CHASSIS FOR GROUNDED GUIDE MODULE OPTION. SEE TB-2237 FOR ROUTING GUIDELINES.
 3. REFER TO BP CUSTOMER USE DRAWING FOR ROW AND COLUMN ASSIGNMENTS.

TOLERANCES	DESIGN 05/26/2010 T.D.O	Amphenol TCS A Division of Amphenol Corporation 200 Innovative Way, Nashua, NH 03082 603.879.3000
0.0 ±0.25	DRAWN 07/15/2010 HCL-MH	
0.00 ±0.13	CHK 07/15/2010 T.D.O	
0.000 ± -	APVD 07/15/2010 T.D.O	
ANGLES ± 3°		TITLE STANDALONE GUIDE PIN Ø3.68mm XcEde HD 3 PAIR BACKPLANE PART NO. 914-3000-00A REV N/A DRAWING NO. C-914-3000-000 REV C ASSEM: C914-3000-000 1.3 DRAWING: C914-3000-000 A.5 SIZE D SCALE 4/1 SHEET 1 OF 1

INTERPRET PER ASME Y14.5M
 CODE IDENT 31413

CUSTOMER USE
 DRAWING

DRW NO. C-914-3000-000

SH 1 REV C